

O/c

CIN No. : L26943RJ1979PLC001935  
Phone : 05735 233100  
Toll Free : 1800 180 6003 / 6004  
Website : www.shreecomment.in



# SHREE CEMENT LTD.

(Unit : U.P. Grinding Unit)

12, UPSIDC Industrial Area, Sikandrabad 203205, Dist. Bulandshahr ( U.P. )

SCL/UPGU/ENV/EC/2021-22/ 54



Date: 27/05/2021  
Th.: Trackon Courier

To,  
The Member Secretary,  
SEIAA, Uttar Pradesh,  
Directorate of Environment, U.P.,  
Vineet Khand -1, Gomti Nagar,  
Lucknow-226010 (U.P.)

**Sub:** Regarding half- yearly compliance report for the period of Oct, 20 to Mar,21 of environment clearance granted to U.P. Grinding Unit-Shree Cement Ltd. Plot No. 12, Sikandrabad Industrial Area of (UPSIDC), Sikandrabad, and Distt.- Bulandshahr (U. P.).

**Ref:** Environmental Clearance Ref: No. - 2133/Parya/SEAC/2263/2014/ AD(H) dated 16<sup>th</sup> Dec., 2014.


Dear Sir,

With reference to the above subject matter, we are submitting herewith point wise compliance of above environmental clearance for the period from October- 2020 to March, 2021.

This is for your kind information please.

Thanking you,

Yours faithfully,  
For U.P. Grinding Unit (A Unit of Shree Cement Ltd),

  
(Rajeev Kumar Jain)  
Unit-In charge

**Encl.:** Compliance status of Environmental Clearance letter (Hard Copy & Soft copy in DOC format).

**Copy to-**

1. The Member Secretary, Uttar Pradesh Pollution Control Board, T.C 12, Vibhuti Khand, Gomti Nagar, Lucknow-226010
2. The Zonal Office In-charge, Central Pollution Control Board, Ground Floor, Picup Bhawan, Vibhuti Khand, Gomti Nagar, Lucknow 226020
3. Deputy Director General of Forests (C), Ministry of Environment, Forest and Climate Change, Integrated Regional Office, Kendriya Bhawan, 5<sup>th</sup> Floor, Sector "H", Aliganj, Lucknow - 226020
4. The Regional Officer, Uttar Pradesh Pollution Control Board, F-5, Yamunapuram, Bulandsahar, Uttar Pradesh -203001

O/c Env. Dept.

Page 1 of 18

JAIPUR OFFICE : SB-187, Bapu Nagar, Opp. Rajasthan University, JLN Marg, Jaipur - 302 015  
Phone : 0141 4241200, 4241204, Fax : 0141 4241219

NEW DELHI OFFICE : 122-123, Hans Bhawan, 1, Bhadurshah Zafar Marg, New Delhi 110 002  
Phone : 011 23370828, 23379218, 23370776, Fax : 011 23370499

CORP. OFFICE : 21, Strand Road, Kolkata 700 001 Phone : 033-22309601-4 Fax : 033 22434226

**File NO. : 2133/Parya/SEAC/2263/2014/AD (H) on dated 16 December 2014.**

S. No.	GENERAL CONDITIONS	COMPLIANCE STATUS
i	The project authorities must strictly adhere to the stipulations made by the Uttar Pradesh State Pollution Control Board and the State Government.	Complying with all the stipulations made by the Uttar Pradesh State Pollution Control Board and the State Government.
ii	No further expansion or modifications in the plant shall be carried out without prior approval of the SEIAA, UP.	Yes, any further expansion shall be carried out with prior approval of the SEIAA, UP. Prior approval will be obtained from SEIAA, UP before any modification or expansion.
iii	The gaseous emissions from various process units shall conform to the load/mass based standards notified by this Ministry on 19th May, 1993 and standards prescribed from time to time. The State Pollution Control Board may specify more stringent standards for the relevant parameters keeping in view the nature of the industry and its size and location.	There are no gaseous emissions from the clinker grinding unit. Only particulate matter is being generated and are kept well below the prescribed standards of 30 mg/Nm <sup>3</sup>
iv	At least four ambient air quality monitoring stations should be established in the relevant directions as well as where maximum ground level concentration of PM10, PM2.5, SO2 and NOX are anticipated in consultation with the SPCB. Data on ambient air quality and stack emission shall be regularly submitted to UPPCB/CPCB and Regional Office, of MoEF at Lucknow once in six months.	Four Ambient air quality monitoring (AAQM) stations have been installed in consultation with the UPPCB Regional Officer, Bulandshahar. Monitoring of ambient air quality and stack emissions is being carried out internally and also by third party regularly & reports are submitted to the UPPCB/ CPCB quarterly and to the Ministry's Regional Office at Lucknow half-yearly. Monitoring results are given as <b>Annexures -IV &amp; V.</b>
v	Industrial wastewater shall be properly collected, treated so as to conform to the standards prescribed under GSR422 (E) dated 19th May, 1993 and 31st December, 1993 or as amended From time to time. The treated wastewater shall be utilized for plantation purpose.	No Industrial waste water generated from the process. Waste water generated from office toilets & canteen is treated in STP and treated water is used for horticulture activities. STP Treated Water Analysis Reports are given as <b>Annexure –VI.</b>

vi	The overall noise levels in and around the plant area shall be kept well within the standards (85 dB A) by providing noise control measures including acoustic hoods, silencers, enclosures etc. On all sources of noise generation. The ambient noise levels shall conform to the standards prescribed under EPA Rules, 1989 viz. 75 dB A (daytime) and 70 dB A (night times).	<p>Overall noise level in and around the plant area are well within the prescribed standards of (85 dB A). The ambient noise levels are well within the standards prescribed under EPA Rules viz 75 dB (A) (Day time) and 70 dB (A) (Night time.)</p> <table><tr><th colspan="7">Noise level at Plant boundary dB (A) For year 2020-21</th></tr><tr><td colspan="7">Limits/Norms: Day Time – 75 dB (A); Night time – 70 dB (A)</td></tr><tr><td colspan="7">Day time: 06:00 AM-10:00 PM &amp; Night time: 10:00 PM to 06:00 AM</td></tr><tr><th rowspan="2">Location  Month</th><th colspan="2">Plant boundary near Main gate area</th><th colspan="2">Plant boundary towards Raja Rampur village.</th><th colspan="2">Plant boundary towards CCR Building</th></tr><tr><th>Day Time</th><th>Night Time</th><th>Day Time</th><th>Night Time</th><th>Day Time</th><th>Night Time</th></tr><tr><td>Oct-20</td><td>65.3</td><td>54.2</td><td>60.4</td><td>51.2</td><td>64.9</td><td>55.1</td></tr><tr><td>Nov-20</td><td>65.3</td><td>55.1</td><td>62.1</td><td>53</td><td>65.2</td><td>54.9</td></tr><tr><td>Dec-20</td><td>65.4</td><td>55.1</td><td>61.3</td><td>53.1</td><td>65.4</td><td>55.2</td></tr><tr><td>Jan-21</td><td>65.6</td><td>55.8</td><td>61.9</td><td>53.2</td><td>65.8</td><td>55.8</td></tr><tr><td>Feb-21</td><td>66.2</td><td>55.4</td><td>62.3</td><td>54.2</td><td>65.7</td><td>55.3</td></tr><tr><td>Mar-21</td><td>66.7</td><td>59.6</td><td>63.5</td><td>56.7</td><td>69.7</td><td>57.2</td></tr></table> <table><tr><th colspan="9">Noise Level Inside the plant Premises: All values in dB (A) Limits : Work Zone - 85 dB (A) ; D.G. Set – 75 dB (A)</th></tr><tr><th>S. No</th><th>Locations</th><th>Months</th><th>Oct,20</th><th>Nov,20</th><th>Dec, 20</th><th>Jan,21</th><th>Feb, 21</th><th>Mar,21</th></tr><tr><td>1.</td><td>Cement Mill Area</td><td></td><td>76.3</td><td>79.5</td><td>81.2</td><td>79.5</td><td>80.4</td><td>81.3</td></tr><tr><td>2.</td><td>Packing Plant</td><td></td><td>70.3</td><td>68.6</td><td>69.4</td><td>71.6</td><td>68.2</td><td>69.4</td></tr><tr><td>3.</td><td>Compressor House</td><td></td><td>73.2</td><td>75.3</td><td>71.2</td><td>73.2</td><td>70.5</td><td>72.6</td></tr><tr><td>4.</td><td>Truck Parking Area</td><td></td><td>67.6</td><td>68.4</td><td>66.9</td><td>68.4</td><td>69.3</td><td>67.3</td></tr><tr><td>5.</td><td>Raw Material Handling Area</td><td></td><td>71.3</td><td>69.8</td><td>72.5</td><td>69.6</td><td>70.4</td><td>69.9</td></tr><tr><td>6.</td><td>DG Set 250 KVA</td><td></td><td>73.1</td><td>72.6</td><td>70.5</td><td>71.9</td><td>70.6</td><td>71.4</td></tr></table>	Noise level at Plant boundary dB (A) For year 2020-21							Limits/Norms: Day Time – 75 dB (A); Night time – 70 dB (A)							Day time: 06:00 AM-10:00 PM & Night time: 10:00 PM to 06:00 AM							Location  Month	Plant boundary near Main gate area		Plant boundary towards Raja Rampur village.		Plant boundary towards CCR Building		Day Time	Night Time	Day Time	Night Time	Day Time	Night Time	Oct-20	65.3	54.2	60.4	51.2	64.9	55.1	Nov-20	65.3	55.1	62.1	53	65.2	54.9	Dec-20	65.4	55.1	61.3	53.1	65.4	55.2	Jan-21	65.6	55.8	61.9	53.2	65.8	55.8	Feb-21	66.2	55.4	62.3	54.2	65.7	55.3	Mar-21	66.7	59.6	63.5	56.7	69.7	57.2	Noise Level Inside the plant Premises: All values in dB (A) Limits : Work Zone - 85 dB (A) ; D.G. Set – 75 dB (A)									S. No	Locations	Months	Oct,20	Nov,20	Dec, 20	Jan,21	Feb, 21	Mar,21	1.	Cement Mill Area		76.3	79.5	81.2	79.5	80.4	81.3	2.	Packing Plant		70.3	68.6	69.4	71.6	68.2	69.4	3.	Compressor House		73.2	75.3	71.2	73.2	70.5	72.6	4.	Truck Parking Area		67.6	68.4	66.9	68.4	69.3	67.3	5.	Raw Material Handling Area		71.3	69.8	72.5	69.6	70.4	69.9	6.	DG Set 250 KVA		73.1	72.6	70.5	71.9	70.6	71.4
Noise level at Plant boundary dB (A) For year 2020-21																																																																																																																																																						
Limits/Norms: Day Time – 75 dB (A); Night time – 70 dB (A)																																																																																																																																																						
Day time: 06:00 AM-10:00 PM & Night time: 10:00 PM to 06:00 AM																																																																																																																																																						
Location  Month	Plant boundary near Main gate area		Plant boundary towards Raja Rampur village.		Plant boundary towards CCR Building																																																																																																																																																	
	Day Time	Night Time	Day Time	Night Time	Day Time	Night Time																																																																																																																																																
Oct-20	65.3	54.2	60.4	51.2	64.9	55.1																																																																																																																																																
Nov-20	65.3	55.1	62.1	53	65.2	54.9																																																																																																																																																
Dec-20	65.4	55.1	61.3	53.1	65.4	55.2																																																																																																																																																
Jan-21	65.6	55.8	61.9	53.2	65.8	55.8																																																																																																																																																
Feb-21	66.2	55.4	62.3	54.2	65.7	55.3																																																																																																																																																
Mar-21	66.7	59.6	63.5	56.7	69.7	57.2																																																																																																																																																
Noise Level Inside the plant Premises: All values in dB (A) Limits : Work Zone - 85 dB (A) ; D.G. Set – 75 dB (A)																																																																																																																																																						
S. No	Locations	Months	Oct,20	Nov,20	Dec, 20	Jan,21	Feb, 21	Mar,21																																																																																																																																														
1.	Cement Mill Area		76.3	79.5	81.2	79.5	80.4	81.3																																																																																																																																														
2.	Packing Plant		70.3	68.6	69.4	71.6	68.2	69.4																																																																																																																																														
3.	Compressor House		73.2	75.3	71.2	73.2	70.5	72.6																																																																																																																																														
4.	Truck Parking Area		67.6	68.4	66.9	68.4	69.3	67.3																																																																																																																																														
5.	Raw Material Handling Area		71.3	69.8	72.5	69.6	70.4	69.9																																																																																																																																														
6.	DG Set 250 KVA		73.1	72.6	70.5	71.9	70.6	71.4																																																																																																																																														
vii	Occupational health surveillance of the workers should be done on a regular basis and records maintained as per the Factories Act.	Occupational health surveillance of the workers is being done regular basis and record maintained as per Factories Act.																																																																																																																																																				
viii	The company shall develop surface water harvesting structures to harvest the rain water for utilization in the lean season besides recharging the ground water table.	6 nos. of recharge structures have been constructed in plant premises for rain water harvesting. Photographs enclosed as <b>Annexure-VII</b> .																																																																																																																																																				

ix	The project proponent shall also comply with all the environmental protection measures and safeguards recommended in the EIA/EMP report. Further, the company must undertake socioeconomic development activities in the surrounding villages like community development programmers, educational programmers, drinking water supply and health care etc.	<p>Complying with all the environmental protection measures and safeguards recommended in the EIA/EMP.</p> <p>Various socio economic development activities are being done in the nearby communities:</p> <ol style="list-style-type: none"> <li>1. Development of sanitation facilities.</li> <li>2. Eradication of hunger &amp; poverty.</li> <li>3. Support to educational development programs.</li> <li>4. Plantation programs in nearby villages.</li> <li>5. Promotion of Jal Swalamban Yojna.</li> <li>6. Cultural development programs.</li> <li>7. Support various government schemes.</li> </ol>																											
x	As proposed, budget shall be earmarked towards capital cost and recurring cost/annum for environment pollution control measures to implement the conditions stipulated by the Ministry of Environment and Forests as well as the State Government. An implementation schedule for implementing all the conditions stipulated herein shall be submitted to the Regional Office of MoEF at Lucknow. The funds so provided shall not be diverted for any other purpose.	<p>Year wise recurring expenditure on EMP is being submitted to the Officials of Regional Office regularly. Expenditure incurred for the year of 2020-21 is given below:-</p> <table border="1"> <thead> <tr> <th colspan="3">FY-2020-21</th> </tr> <tr> <th>S. No.</th><th>Particulars</th><th>Cost Rs. (Lacs)</th></tr> </thead> <tbody> <tr> <td>1</td><td>Environmental Monitoring &amp; compliances</td><td>5.32</td></tr> <tr> <td>2</td><td>Dust Collectors Installation &amp; maintenance</td><td>31.14</td></tr> <tr> <td>3</td><td>Horticulture</td><td>9.02</td></tr> <tr> <td>4</td><td>Housekeeping, and Civil Work</td><td>49.13</td></tr> <tr> <td>5</td><td>Water spray</td><td>3.32</td></tr> <tr> <td>6</td><td>Others (New machines/ tools -purchased or maintenance</td><td>0.21</td></tr> <tr> <td></td><td><b>Total</b></td><td><b>98.13</b></td></tr> </tbody> </table>	FY-2020-21			S. No.	Particulars	Cost Rs. (Lacs)	1	Environmental Monitoring & compliances	5.32	2	Dust Collectors Installation & maintenance	31.14	3	Horticulture	9.02	4	Housekeeping, and Civil Work	49.13	5	Water spray	3.32	6	Others (New machines/ tools -purchased or maintenance	0.21		<b>Total</b>	<b>98.13</b>
FY-2020-21																													
S. No.	Particulars	Cost Rs. (Lacs)																											
1	Environmental Monitoring & compliances	5.32																											
2	Dust Collectors Installation & maintenance	31.14																											
3	Horticulture	9.02																											
4	Housekeeping, and Civil Work	49.13																											
5	Water spray	3.32																											
6	Others (New machines/ tools -purchased or maintenance	0.21																											
	<b>Total</b>	<b>98.13</b>																											
xi	A copy of clearance letter shall be sent by the proponent to concerned Panchayat, Zila Parishad /Municipal Corporation, Urban Local Body and the local NGO, if any, from whom suggestions/ representations, if any, were received while processing the proposal. The clearance letter shall also be put on the web site of the company by the proponent.	<p>Yes, we have already sent the copy of clearance letter to local concern body as letter no. SCL/UPGU/14-15/05 to 10 on dated 22 Dec. 2014.</p> <p>Copy of the Environmental Clearance is also available in our website at <a href="http://www.shreecement.com">www.shreecement.com</a> of clearance letter.</p>																											
xii	The project proponent shall upload the status of compliance of the stipulated environment clearance conditions, including results of monitored data on their website and shall update the same periodically. It shall simultaneously be sent to the Regional Office of the MoEF at Lucknow, CPCB and UPPCB. The criteria pollutant levels namely; PM10, PM2.5, SO2, NOx (ambient levels as well as stack emissions) for the	<p>Compliance status of Environmental Clearance conditions including results of monitored data is uploaded in our website at <a href="http://www.shreecement.com">www.shreecement.com</a> and is being regularly updated.</p> <p>Compliance status also submitted to the Regional Office of the MoEF at Lucknow, CPCB and UPPCB on six monthly basis. Criteria pollutants are monitored and data displayed at factory main gate.</p>																											

	projects shall be monitored and displayed at a convenient location near the main gate of the company in the public domain.	
xiii	The project proponent shall also submit six monthly reports on the status of the compliance of the stipulated environmental conditions including results of monitored data (both in hard copies as well as by e-mail) to the Regional Office of MoEF, CPCB and UPPCB. The Regional Office of MoEF at Lucknow / CPCB/ SPCB shall monitor the stipulated conditions.	Six monthly reports on the status of the compliance of the stipulated environmental conditions including results of monitored data being carried out regularly (both in hard copies as well as soft copy) to the Regional Office of MoEF&CC, CPCB and UPPCB.
xiv	The environmental statement for each financial year ending 31 <sup>st</sup> March in Form-Vas is mandated to be submitted by the project proponent to the concerned State Pollution Control Board as prescribed under the Environment (Protection) Rules, 1986, as amended subsequently, shall also be put on the website of the company along with the status of compliance of environmental conditions and shall also be sent to the Regional Office of the MoEF at Lucknow.	The environmental statement has been submitted to the Board on 14 <sup>th</sup> Sep. 2020. Scanned copy of the same is uploaded in our website at <a href="http://www.shreecement.com">www.shreecement.com</a> .
xv	The Project Proponent shall inform the public that the project has been accorded Environmental Clearance by the SEIAAUP and copies of the clearance letter are available with the SPCB and may also be seen at Website of the SEIAAUP at <a href="http://seiaaup.com">seiaaup.com</a> . This shall be advertised within seven days from the date of issue of the clearance letter, at least in two local newspapers that are widely circulated in the region of which one shall be in the vernacular language of the locality concerned and a copy of the same should be forwarded to the Regional office at Lucknow.	We have informed the public that the project has been accorded the environmental clearance by the SEIAA, UP by giving advertisement in two local News Papers namely Dainik Jagaran & Amar Ujala on 20/12/2014.
xvi	Project authorities shall inform the Regional Office of MoEF, Lucknow as well as the SEIAA the date of financial closure and final approval of the project by the concerned authorities and the date of commencing the land development work.	Production started from 30/10/2015.

S. No.	SPECIFIC CONDITIONS	COMPLIANCE STATUS
i	Setback provided in all sides of the plant should be specifically provided.	Setback provided in all sides of the plant.
ii	Continuous Ambient Air Quality Monitoring Station to monitor the concerned parameters shall be installed in the predominant wind direction immediately after the plant is in operation	Continuous Ambient Air Quality Monitoring Station has been installed and on- line data transfer to CPCB & SPCB continuously.
iii	Particulate emission shall be controlled within 50 mg/Nm <sup>3</sup> by installing adequate air pollution control system viz Bag filters and stacks of adequate height etc. Data on ambient air, fugitive and stack emission shall	Bag house has been installed at the stack of cement mill to control the particulate matter emissions. Stack emission is maintained below 30 mg/Nm <sup>3</sup> & also bag filters have been provided at all material transfer points & unloading points to control the

	be submitted to the MoEF Regional Office at Lucknow, SPCB and CPCB regularly.	fugitive emissions. Monitoring data attached herewith as below mentioned details: 1. Ambient Air Quality as <b>Annexure-I</b> 2. Fugitive dust emission as <b>Annexure-II</b> 3. Stack Emission as <b>Annexure-III</b>
iv	The National Ambient Air Quality Standards issued by the Ministry vide G.S.R. No. 826 (E) dated 16 <sup>th</sup> November, 2009 should be followed.	Yes, we are complying with the National Ambient Air Quality Standards issued by the Ministry vide G.S.R. No. 826 (E) dated 16 <sup>th</sup> November, 2009.
v	Gaseous emission levels including secondary fugitive emissions from all the sources shall be controlled within the latest permissible limits issued by the Ministry and regularly monitored. Guidelines/Code of Practice issued by the CPCB should be followed.	Yes, we are complying with the emission standards. Bag filters have been installed at various material transfer points and unloading hoppers to control the fugitive emission.
vi	The company shall install adequate dust collection and extraction system to control fugitive dust emission at various transfer points, raw meal handling (unloading conveying, transporting, stacking), vehicular movement, bagging and packing areas etc. All the raw material stock piles should be covered. A closed clinker stockpile system shall be provided. All conveyers should be covered with GI sheets. Covered sheds for storage of raw materials and fully covered conveyers for transportation of materials shall be provided besides cement, fly ash and clinker shall be stored in silos. Pneumatic system shall be used for fly ash handling.	Bag filters have been installed at all material transfer points for control of fugitive dust emissions at various transfer points and packing area. Material transfer belts are covered with GI sheets. Gypsum stored in covered shed and clinker, fly ash & cement are stored in closed silos. Fly ash is transported through closed bulkers.
vii	Asphalting/concreting of roads and water spray all around the stockyard and loading/unloading areas in the cement plant shall be carried out to control fugitive emissions. Regular water sprinkling shall be carried out in critical areas prone to air pollution and having high levels of PM such as haul road, loading and unloading points, transfer points and other vulnerable areas. It shall be ensured that the ambient air quality parameters conform to the norms prescribed by the Central Pollution Control Board in this regard.	All the vehicle movement area in the plant premises are concreted. Sweeping Machines are used for road cleaning regularly and sprinkling of water is carried out for control fugitive emissions.
viii	Efforts shall be made to reduce impact to the transport of the raw materials and end products on the surrounding environment including agriculture land. All the raw materials including fly ash should be transported in the closed containers only and should be regularly monitored.	Bag filters have been installed at all material transfer points and covered unloading hoppers to control the fugitive emission. Fly ash is being transported in closed bulkers.
ix	Total ground water requirement for the cement plant shall not exceed 170 KL/day and necessary permission for the drawl of water shall be obtained from the Competent Authority. All the treated wastewater should be	Total ground water requirement is within the permission of 170 KL/Day. The permission granted from CGWA ref no CGWA/IND/PROJ/2018-306-R on dated 09 July 2018.

	recycled and reused in the process and/or for dust suppression and green belt development and other plant related activities etc. No process wastewater shall be discharged outside the factory premises and “Zero” discharge should be adopted.	Cement manufacturing is dry process and no waste water is generated from the factory premises and we follow the ‘Zero Liquid Discharge’ policy.
x	Rainwater harvesting measures shall be adopted. The company must also harvest the rainwater from the roof tops and storm water drains to recharge the ground water and use the same water for the various activities of the project to conserve fresh water.	6 Nos. of recharge structures have been constructed in plant premises. Photographs enclosed as <b>Annexure-VII</b> .
xi	All the bag filters dust, raw meal dust, clinker dust and cement dust from pollution control devices should be recycled and reused in the process used for cement manufacturing. Spent oil and batteries should be sold to authorized recyclers / re- processors only.	Dust collected in the bag filters is recycled in the process.
xii	Green belt shall be developed in at least 33 % of project area in and around the cement plant as per the CPCB guidelines to mitigate the effects of air emissions in consultation with local DFO. Layout plan showing greenbelt should be submitted within three month. Green belt shall be distributed uniformly all around the main plant particularly in the predominant wind direction.	Out of total plant area of 137593m <sup>2</sup> , we have developed green belt in the area of 45405 m <sup>2</sup> which covers around 33% of total area with 8675 nos. of tree sampling, replaced un-survival plants and survival ratio is 85% of planted plants. Photographs enclosed as <b>Annexure-VIII</b> .
xiii	The company shall provide housing for construction labour within the site with all necessary infrastructure and facilities such as fuel for cooking, mobile toilets, safe drinking water, medical health care, crèche etc. The housing may be in the form of temporary structures and to be removed after the completion of the project.	Housing provided for labour during project.
xiv	All the recommendations made in the Charter on Corporate Responsibility for Environment Protection (CREP) for the cement plant shall be implemented.	All the recommendations made in the Charter on Corporate Responsibility for Environment Protection (CREP) shall be complied.
1	Cement Plants, which are not complying with notified standards, shall do the following to meet the standards; <ul style="list-style-type: none"> <li>• Augmentation of existing Air Pollution Control Devices-by July 2003</li> <li>• Replacement of existing Air Pollution Control Devices-by July 2004</li> </ul>	We are complying with notified standards <ul style="list-style-type: none"> <li>• Complying with new emission norms, bag house provided with cement mill main stack.</li> <li>• We have installed sufficient number of bag filters at cement mill and material transfer points to reduce the stack emission from various source so that it does not exceed norms.</li> <li>• Provided adequate stack height to cement mill as per CPCB guidelines.</li> <li>• Interlocking facility has been provided, so that in the event of failure of any pollution control equipment adopted by the unit, the unit shall shut down automatically.</li> </ul>
2	Cement Plants located in critically polluted or urban areas (including 5	Clinker Grinding Unit is situated in notified industrial area. However, the unit have

	km distance outside urban boundary) will meet 100 mg/Nm <sup>3</sup> limit or particulate matter by December 2004 and continue working to reduce the emission of particulate matter to 50 mg/Nm <sup>3</sup> .	installed sufficient number of APCM with particulate emission of less than 30 mg/Nm <sup>3</sup> .
3	The new cement kilns to be accorded NOC/Environmental Clearance w.e.f 01.04.2003 will meet the limit of 50 mg/Nm <sup>3</sup> by particulate matter emissions.	N.A. It is Clinker Grinding Unit only.
4	CPCB will evolve load based standards by December 2003.	It is boards' jurisdiction.
5	CPCB and NCBM will evolve SO <sub>2</sub> and NO <sub>x</sub> emission standards by June 2004.	N.A. It is Clinker Grinding Unit only.
6	The cement industries will control fugitive emissions from all the raw material and products storage and transfer points by December 2003. However, the feasibility for control of fugitive emissions from limestone and coal storage areas will be decided by the National Task Force (NTF). The NTF shall submit its recommendations within three months.	The Clinker Grinding Unit has implemented pollution control measures to control fugitive emissions from all material transfer sections - unloading section, material handling section including transfer points, clinker storage section etc., by putting these facilities in closed circuit and installation of pulse jet bag filters.
7	CPCB, NCBM, BIS and Oil refineries will jointly prepare the policy on use of petroleum cokes as fuel in cement kiln by July 2003.	Not applicable
8	After performance evaluation of various types of continuous monitoring equipment and feedback from the industries and equipment manufacturers, NTF will decide feasible unit operations/ sections for installation of continuous monitoring equipment. The industry will install the continuous monitoring systems (CMS) by December 2003	We have already installed continuous emission monitoring system for cement mill stack. The continuous stack emission is in working condition and the online data is being continuously uploading on CPCB Server.
9	Tripping in kiln ESP to be minimized by July 2003 as per the recommendations of NTF.	N.A. It is Clinker Grinding Unit only.
10	Industries will submit the target date to enhance the utilization of waste material by April 2003.	<ul style="list-style-type: none"> <li>• Used oil being generated as a hazardous waste (Cat. 5.1) sold to authorized recycler.</li> <li>• Sewage Treatment Plant (STP) of 25 KLD is already installed in the plant as stipulated.</li> <li>• We have already placed bins in our factory premises.</li> </ul>
11	NCBM will carry out a study on hazardous waste utilization in cement kiln by December 2003.	N.A. It is Clinker Grinding Unit only.
12	Cement industries will carry out feasibility study and submit target dates to CPCB for co-generation of power by July 2003.	N.A. It is Clinker Grinding Unit only.
xv	Environmental Corporate Responsibility (ECR) plan along with budgetary provision amounting to 2% of total profit shall be submitted (within the month) on need base assessment study in the study area. Income generating measures which can help in up-liftment of weaker section of society consistent with the traditional skills of the people	<p>Various Environmental Corporate Responsibility (ECR) and socio economic development activities are being done in the nearby communities:</p> <ol style="list-style-type: none"> <li>1. Development of sanitation facilities.</li> <li>2. Eradication of hunger &amp; poverty.</li> <li>3. Support to educational development programs.</li> </ol>

	identified. The programme can include activities such as old age homes, rain water harvesting provisions in nearby areas, development of fodder farm, fruit bearing orchards, vocational training etc. In addition, vocational training for individuals shall be imparted so that poor section of society can take up self- employment and jobs. Separate budget for community development activities and income generating programmers shall be specified.	<ol style="list-style-type: none"> <li>4. Plantation programs in nearby villages.</li> <li>5. Promotion of Jal Swalamban Yojna</li> <li>6. Cultural development programs</li> <li>7. Support various government schemes.</li> </ol>
xvi	Post project monitoring to air, water (surface+ ground), stack noise of D.G. sets, STP to be carried out as CPCB Guidelines. Walls of appropriate heights shall be provided at the raw material and the product handling sections.	Post project monitoring to air, water (surface+ ground), stack noise of D.G. sets, STP is being carried out as CPCB Guidelines. Walls of appropriate heights have been provided at the raw material and the product handling sections.
xvii	Corporate Responsibility for Environment Protection (CREP) guidelines for cement industries should be followed.	Complying with all the recommendations of Corporate Responsibility for Environment Protection (CREP)
xviii	All storm water drain and conveyor belt should be covered. Walls of appropriate heights shall be provided in the raw material and the product handling sections.	All storm water drain and conveyor belt have been covered.
xix	Any litigation pending in the Courts of Law it shall be binding on project proponent.	Nil
xx	Parking facility should be provided within the project premises.	Parking facilities have been provided.
xxi	Green belt should be developed as per CPCB norms. 50 % Evergreen Tree ( that remains green for most part of the year and sheds leave slowly throughout the year having height more than 2.0 m, with a well distinguished trunk) should be part of the green belt. Green belt should be developed in a strip of 10 meters with in the boundary of its premises and along both sides of internal roads.	Out of total plant area 137593m <sup>2</sup> , we have developed green belt in the area of 45405 m <sup>2</sup> which covers around 33% of total area with 8675 nos. of tree sampling, replaced un-survival plants and survival ratio is 85% of planted plants. Photographs enclosed as <b>Annexure-VIII</b>
xxii	The minimum height of plantation of sapling should be 3.6 m at the time of occupancy.	Noted
xxiii	A comprehensive EIA report shall be prepared and submitted based on six month data immediately after the plant is in operations.	Submitted on 01.03.2016
xxiv	Walls of appropriate heights shall be provided in the raw material and the product handling sections.	Walls of appropriate heights have been provided at all the raw material handling areas. All the material handling areas are concreted and regular housekeeping is being maintained.
xxv	During the transport of the raw materials and or the product by the road appropriate measures shall be taken to control the emission of the particulate matters to the level zero.	All the material is transferred in closed trucks and bulkers.

xxvi	Parking at the road side with loaded and unloaded trucks shall not be allowed, besides the transport vehicles shall conform to the pollution norms.	We have dedicated parking area in the plant premises and all trucks are being parked the parking area. The only vehicles having PUC certificate are allowed
xxvii	During the winter months in the plant operation periods monitoring in the thickly populated areas shall be carried out by the proponent itself.	Monitoring is being carried out during winter months in the thickly populated areas.

**Annexure-I**

Ambient Air Quality at Plant Boundary : all values in $\mu\text{g}/\text{M}^3$																
Location Month	Plant boundary near Main gate area				Plant boundary towards Raja Rampur village.				Plant boundary towards CCR Building				Plant boundary near P&A office			
	PM10	PM 2.5	SO2	NO2	PM 10	PM 2.5	SO2	NO2	PM 10	PM 2.5	SO2	NO2	PM 10	PM 2.5	SO2	NO2
Oct,20	64	41	13.0	22.0	59	51	14.0	16.0	60	48	16.0	19.0	62	51	15.0	22.0
Nov,20	95	56	17.0	28.0	93	43	18.0	21.0	92	50	19.0	25.0	94	37	17.0	26.0
Dec,20	75	38	16.0	20.0	64	42	15.0	20.0	65	46	18.0	22.0	61	39	18.0	20.0
Jan,21	47	33	18.0	21.0	57	32	16.0	19.0	54	36	17.0	20.0	49	34	17.0	20.0
Feb,21	50	31	14.0	26.0	52	29	12.0	25.0	53	35	11.0	24.0	47	30	13.0	23.0
Mar,21	52	36	10.0	23.0	53	36	9.0	22.0	57	38	8.0	21.0	43	33	10.0	22.0

**Annexure-II**

Fugitive Emission Monitoring : all values in $\mu\text{g}/\text{m}^3$ (Limits: 5000 $\mu\text{g}/\text{m}^3$ )						
Location Month	Oct,20	Nov,20	Dec,20	Jan,21	Feb,21	Mar,21
Raw Material Handling Area	3326	3562	3369	3018	2960	3147
Cement Mill Area	3448	3251	3114	2873	2687	2869
Packing Plant Area	4068	4126	3677	3479	3247	3613

**Annexure-III**

Stack Emission level (PM in $\text{mg}/\text{Nm}^3$ )		
Stack attached to bag house of Cement Mill		
S. No.	Month	PM ( $\text{mg}/\text{Nm}^3$ )
1	Oct,20	24
2	Nov,20	25
3	Dec,20	26
4	Jan,21	21
5	Feb,21	23
6	Mar,21	20

Contact : +91 - 9810243870

**EKO PRO ENGINEERS PVT. LTD.**  
Environmental Consultants and Analytical Laboratory  
(An ISO 9001:2015 Certified Company)

Office & Laboratory : 32/41, South Side of G. T. Road, UPSIDC Industrial Area, Ghaziabad - 201 009 (Delhi-NCR) INDIA.  
Contact No.: 9818405427, 9810240678, 8826344487 E-mail: email@ekopro.in, ekoproengineers@gmail.com, website : www.ekopro.in

### TEST REPORT

#### Ambient Air Quality Analysis

**Test Report No : EKO/202/190321** **Issue Date : 25/03/2021**

Issued To : U.P. GRINDING UNIT (A UNIT OF SHREE CEMENT LTD.)  
SIKANDRABAD  
DISTT - BULANDSHAHAH  
(U.P.)

Sample Description : Ambient Air  
Sample Drawn on : 18/03/2021 To 19/03/2021  
Sample Drawn By : EPEPL (Mr. Alok Kumar)  
Sample Received on : 19/03/2021  
Sampling Location : Plant Boundary Near Main Gate Area  
Sampling Plan & Procedure : SOP-AAQ/15  
Analysis Duration : 19/03/2021 To 24/03/2021  
Sampling Time : 24 Hrs.  
Ambient Temperature (°C) : 31.0  
Average Flow Rate of SPM (m<sup>3</sup>/min.) : 1.1  
Average Flow Rate of Gases (lpm.) : 1.0  
Weather Conditions : Clear  
Remark (if any) : NA

RESULTS					
S.No.	PARAMETER	TEST METHOD	Results	UNIT	Limits as per CPCB Notification, 18th Nov 2009
1	Particulate Matter (PM <sub>10</sub> )	IS:5182(P-23)	95.3	µg/m <sup>3</sup>	100.0
2	Particulate Matter (PM <sub>2.5</sub> )	EKO/CHEM/SOP/AAQ-01	56.2	µg/m <sup>3</sup>	60.0
3	Sulphur dioxide (as SO <sub>2</sub> )	IS:5182(P-2)	9.26	µg/m <sup>3</sup>	80.0
4	Nitrogen dioxide (as NO <sub>2</sub> )	IS:5182(P-6)	22.7	µg/m <sup>3</sup>	80.0
5	Carbon Monoxide (as CO)	IS: 5182 (P-10)	0.64	mg/m <sup>3</sup>	4.0

**\* Details as per EPA-1986 National Ambient Air Quality Standards, date 18.11.2009.**

**Notes :**

- The results given above are related to the tested sample, for various parameters, as observed at the time of Sampling.  
The customer asked for the above tests only.
- This test report will not be generated again, either wholly or in part, without prior written permission of the Laboratory.
- The test report will not be used for any publicity/legal purpose.
- The test samples will be disposed off after 15 days from the date of issue of test report, unless until specified by the customer.  
Sample received for biological tests will be destroyed after 7 days from the date of issue of test report.
- Responsibility of the Laboratory is limited to the invoiced amount only.

**\*\*End of Report\*\***

For EKO PRO ENGINEERS PVT. LTD.  
**PURNIMA CHAUHAN**  
TECHNICAL MANAGER  
(Authorised Signatory)

Analytical Services - Analysis of Environment, Food, AYUSH, Cosmetics, Toy & Material, Leather Products, Petroleum & Building Material Samples in Biological, Chemical, Electrical & Mechanical Disciplines.  
Consulting Services - EIA, SIA, EC Compliances, Consultancy for NOC of Ground Water, Hydrogeological Studies, Environmental Audit & other studies, Ground Water & Soil Investigation

Contact : +91 - 9810243870

**EKO PRO ENGINEERS PVT. LTD.**  
Environmental Consultants and Analytical Laboratory  
(An ISO 9001:2015 Certified Company)

Office & Laboratory : 32/41, South Side of G. T. Road, UPSIDC Industrial Area, Ghaziabad - 201 009 (Delhi-NCR) INDIA.  
Contact No.: 9818405427, 9810240678, 8826344487 E-mail: email@ekopro.in, ekoproengineers@gmail.com, website : www.ekopro.in

### TEST REPORT

#### Ambient Air Quality Analysis

**Test Report No : EKO/236/190321** **Issue Date : 25/03/2021**

Issued To : U.P. GRINDING UNIT (A UNIT OF SHREE CEMENT LTD.)  
SIKANDRABAD  
DISTT - BULANDSHAHAH  
(U.P.)

Sample Description : Ambient Air  
Sample Drawn on : 18/03/2021 To 19/03/2021  
Sample Drawn By : EPEPL (Mr. Alok Kumar)  
Sample Received on : 19/03/2021  
Sampling Location : Plant Boundary Towards CCR Building  
Sampling Plan & Procedure : SOP-AAQ/15  
Analysis Duration : 19/03/2021 To 24/03/2021  
Sampling Time : 24 Hrs.  
Ambient Temperature (°C) : 31.0  
Average Flow Rate of SPM (m<sup>3</sup>/min.) : 1.1  
Average Flow Rate of Gases (lpm.) : 1.0  
Weather Conditions : Clear  
Remark (if any) : NA

RESULTS					
S.No.	PARAMETER	TEST METHOD	Results	UNIT	Limits as per CPCB Notification, 18th Nov 2009
1	Particulate Matter (PM <sub>10</sub> )	IS:5182(P-23)	91.5	µg/m <sup>3</sup>	100.0
2	Particulate Matter (PM <sub>2.5</sub> )	EKO/CHEM/SOP/AAQ-01	52.4	µg/m <sup>3</sup>	60.0
3	Sulphur dioxide (as SO <sub>2</sub> )	IS:5182(P-2)	11.28	µg/m <sup>3</sup>	80.0
4	Nitrogen dioxide (as NO <sub>2</sub> )	IS:5182(P-6)	21.4	µg/m <sup>3</sup>	80.0
5	Carbon Monoxide (as CO)	IS: 5182 (P-10)	0.68	mg/m <sup>3</sup>	4.0

**\* Details as per EPA-1986 National Ambient Air Quality Standards, date 18.11.2009.**


**Notes :**

- The results given above are related to the tested sample, for various parameters, as observed at the time of Sampling.  
The customer asked for the above tests only.
- This test report will not be generated again, either wholly or in part, without prior written permission of the Laboratory.
- The test report will not be used for any publicity/legal purpose.
- The test samples will be disposed off after 15 days from the date of issue of test report, unless until specified by the customer.  
Sample received for biological tests will be destroyed after 7 days from the date of issue of test report.
- Responsibility of the Laboratory is limited to the invoiced amount only.

**\*\*End of Report\*\***

For EKO PRO ENGINEERS PVT. LTD.  
**PURNIMA CHAUHAN**  
TECHNICAL MANAGER  
(Authorised Signatory)

Analytical Services - Analysis of Environment, Food, AYUSH, Cosmetics, Toy & Material, Leather Products, Petroleum & Building Material Samples in Biological, Chemical, Electrical & Mechanical Disciplines.  
Consulting Services - EIA, SIA, EC Compliances, Consultancy for NOC of Ground Water, Hydrogeological Studies, Environmental Audit & other studies, Ground Water & Soil Investigation

**EKO PRO**  **EKO PRO ENGINEERS PVT. LTD.**  
Environmental Consultants and Analytical Laboratory  
(An ISO 9001:2015 Certified Company)  
Contact : +91 - 9810243870

Office & Laboratory : 32/41, South Side of G. T. Road, UPSIDC Industrial Area, Ghaziabad - 201 009 (Delhi-NCR) INDIA.  
Contact No.: 9818405427, 9810240678, 8826344487 E-mail : email@ekopro.in, ekoproengineers@gmail.com, website : www.ekopro.in

### TEST REPORT

#### Ambient Air Quality Analysis

**Test Report No. : EKO/237/190321** **Issue Date : 25/03/2021**

Issued To : U.P. GRINDING UNIT (A UNIT OF SHREE CEMENT LTD.)  
SIKANDRABAD  
DISTT - BULANDSHAHAH  
(U.P.)

Sample Description : Ambient Air  
Sample Drawn on : 18/03/2021 To 19/03/2021  
Sample Drawn By : EPEPL (Mr. Alok Kumar)  
Sample Received on : 19/03/2021  
Sampling Location : Plant Boundary Towards Rajarampura village  
Sampling Plan & Procedure : SOP-AAQ/15  
Analysis Duration : 19/03/2021 To 24/03/2021  
Sampling Time : 24 Hrs.  
Ambient Temperature (°C) : 31.0  
Average Flow Rate of SPM (m³/min.) : 1.1  
Average Flow Rate of Gases (lpm.) : 1.0  
Weather Conditions : Clear  
Remark (if any) : NA

#### RESULTS

S.No.	PARAMETER	TEST METHOD	Results	UNIT	Limits as per CPCB Notification, 18th Nov 2009
1	Particulate Matter (PM <sub>10</sub> )	IS:5182(P-23)	89.7	µg/m³	100.0
2	Particulate Matter (PM <sub>2.5</sub> )	EKO/CHEM/SOP/AAQ-01	54.8	µg/m³	60.0
3	Sulphur dioxide (as SO <sub>2</sub> )	IS:5182(P-2)	11.86	µg/m³	80.0
4	Nitrogen dioxide (as NO <sub>2</sub> )	IS:5182(P-6)	23.5	µg/m³	80.0
5	Carbon Monoxide (as CO)	IS: 5182 (P-10)	0.71	mg/m³	4.0

\* Details as per EPA-1986 National Ambient Air Quality Standards, date 18.11.2009.


**Notes :**

- The results given above are related to the tested sample, for various parameters, as observed at the time of Sampling.
- The customer asked for the above tests only.
- This test report will not be generated again, either wholly or in part, without prior written permission of the Laboratory.
- The test report will not be used for any publicity/legal purpose.
- The test samples will be disposed off after 15 days from the date of issue of test report, unless until specified by the customer.
- Sample received for biological tests will be destroyed after 7 days from the date of issue of test report.
- Responsibility of the Laboratory is limited to the invoiced amount only.

**\*\*End of Report\*\***

For EKO PRO ENGINEERS PVT. LTD.  
**PURNIMA CHAUHAN**  
TECHNICAL MANAGER  
(Authorised Signatory)

ANALYTICAL SERVICES : Analysis of Environment, Food, AYUSH, Cosmetics, Toy & Material, Leather Products, Petroleum & Building Material Samples in Biological, Chemical, Electrical & Mechanical Disciplines.  
CONSULTING SERVICES : EIA, PIA, EC Compliances, Consultancy for NOC of Ground Water, Hydrogeological Studies, Environmental Audit & other studies, Ground Water & Soil Investigation

**EKO PRO**  **EKO PRO ENGINEERS PVT. LTD.**  
Environmental Consultants and Analytical Laboratory  
(An ISO 9001:2015 Certified Company)  
Contact : +91 - 9810243870

Office & Laboratory : 32/41, South Side of G. T. Road, UPSIDC Industrial Area, Ghaziabad - 201 009 (Delhi-NCR) INDIA.  
Contact No.: 9818405427, 9810240678, 8826344487 E-mail : email@ekopro.in, ekoproengineers@gmail.com, website : www.ekopro.in

### TEST REPORT

#### Stack Emission Analysis

**Test Report No. : EKO/205/190321** **Issue Date : 25/03/2021**

Issued To : U.P. GRINDING UNIT (A UNIT OF SHREE CEMENT LTD.)  
SIKANDRABAD  
DISTT - BULANDSHAHAH  
(U.P.)

Sample Description : Stack Emission  
Sample Drawn on : 19/03/2021  
Sample Drawn By : EPEPL (Mr. Alok Kumar)  
Sample Received on : 19/03/2021  
Time of Sampling (minutes) : 30.0  
Sampling Location : NA  
Sampling Plan & Procedure : SOP-SE/09  
Analysis Duration : 19/03/2021 To 24/03/2021  
Source of Emission : Stack Attached To Cement Mill Bag House  
Capacity : -  
Operating Load : Normal  
Normal Operation Schedule : As per requirement  
Type of Stack : Metal/Circular  
Diameter of Stack (meter) : 4.0  
Height of Stack from Ground Level (meter) : 50.0  
Height of Stack from Roof Level (meter) : 20.0  
Height of Sampling Location (meter) : 41.5 From Ground Level  
Type of Fuel Used : Electricity  
Fuel Consumed per hour : -  
Ambient Temperature (°C) : 31.0  
Stack Temperature (°C) : 78.0  
Average Velocity of Flue Emission (m/sec) : 7.2  
Average Flow Rate (lpm) : 22.8  
Control Measures (if any) : Nil  
Remark (if any) : NA

#### RESULTS

S. No.	Parameters	Test Methods	Results	Result (CEMS)	Units	Limits as per Consent
1	Particulate Matter (as PM)	IS: 11255 (P-1)	21.5	20.2	mg/Nm³	30.0
2	Moisture Content	IS: 11255 (P-3)	4.2	-	% w/v	--

**Notes :**

- The results given above are related to the tested sample, for various parameters, as observed at the time of Sampling.
- The customer asked for the above tests only.
- This test report will not be generated again, either wholly or in part, without prior written permission of the Laboratory.
- The test report will not be used for any publicity/legal purpose.
- The test samples will be disposed off after 15 days from the date of issue of test report, unless until specified by the customer.
- Responsibility of the Laboratory is limited to the invoiced amount only.

**\*\* End of Report \*\***

For EKO PRO ENGINEERS PVT. LTD.  
**PURNIMA CHAUHAN**  
TECHNICAL MANAGER  
(Authorised Signatory)

ANALYTICAL SERVICES : Analysis of Environment, Food, AYUSH, Cosmetics, Toy & Material, Leather Products, Petroleum & Building Material Samples in Biological, Chemical, Electrical & Mechanical Disciplines.  
CONSULTING SERVICES : EIA, PIA, EC Compliances, Consultancy for NOC of Ground Water, Hydrogeological Studies, Environmental Audit & other studies, Ground Water & Soil Investigation

Page 1 of 1

Contact : +91 - 9810243870

**EKO PRO ENGINEERS PVT. LTD.**  
Environmental Consultants and Analytical Laboratory  
(An ISO 9001:2015 Certified Company)

Office & Laboratory : 32/41, South Side of G. T. Road, UPSIDC Industrial Area, Ghaziabad - 201 009 (Delhi-NCR) INDIA.  
Contact No.: 9810405427, 9810240678, 8826344467 E-mail : email@ekopro.in, ekoproengineers@gmail.com, website : www.ekopro.in

---

**TEST REPORT**  
**Effluent Sample Analysis**

Test Report No. : EKO/208/190321  
Issued To : U.P. GRINDING UNIT (A UNIT OF SHREE CEMENT LTD.)  
SIKANDRABAD  
DISTT - BULANDSHAHAH  
(U.P.)

Issue Date : 25/03/2021

---

Sample Description : STP Outlet  
Sample Drawn on : 19/03/2021  
Sample Drawn by : EPEPL (Mr. Alok Kumar)  
Sample Received on : 19/03/2021  
Sampling Location : From STP Plant  
Sampling Plan & Procedure : SOP-W/66  
Sample Quantity : 2.0 Litre  
Environmental Condition : Normal  
Analysis Duration : 19/03/2021 To 24/03/2021  
Remark (if any) : NA

---

**RESULTS**

S. No.	Parameters	Test Methods	Results	Units	Limits as per CPCB (EPR-1986 Schedule-VI Part-A)
1	pH	IS: 3025 (P-11)	7.35	-	5.5-9.0
2	Total Dissolved Solids	IS: 3025 (P-16)	610.0	mg/L	-
3	Total Suspended Solids	IS: 3025 (P-17)	32.0	mg/L	100.0
4	Oil & Grease	IS: 3025 (P-39)	3.2	mg/L	10.0
5	COD (as O <sub>2</sub> )	IS: 3025 (P-58)	78.5	mg/L	250.0
6	BOD (@27°C for 3 days)	IS: 3025 (P-44)	22.0	mg/L	30.0
7	Sulphides (as S)	IS: 3025 (P-29)	<1.0	mg/L	2.0
8	Ammonical Nitrogen (as N)	APHA 4500 NH <sub>3</sub> C 22nd Ed.	3.65	mg/L	50.0
9	Total Residual Chlorine	IS: 3025 (P-26)	<0.2	mg/L	1.0
10	Free Available Chlorine	IS: 3025 (P-26)	<0.2	mg/L	-
11	Total Kjeldahl Nitrogen (as NH <sub>3</sub> )	APHA 4500 N 22nd Ed.	8.12	mg/L	100.0

**Notes :**

- The results given above are related to the tested sample, as received & mentioned parameters.
- The customer asked for the above tests only.
- This test report will not be generated again, either wholly or in part, without prior written permission of the Laboratory.
- The test report will not be used for any publicity/legal purpose.
- The test samples will be disposed off after 15 days from the date of reporting of result, unless until specified by the customer. Sample received for biological tests will be destroyed after 7 days from the date of issue of test report.
- Responsibility of the Laboratory is limited to the invoiced amount only.

**\*\*End of Report\*\***

For EKO PRO ENGINEERS PVT. LTD.  
PURNIMA CHAUHAN  
TECHNICAL MANAGER  
(Authorised Signatory)

Page 1 of 1

Analytical Services - Analysis of Environment, Food, AYUSH, Cosmetics, Toy & Material, Leather Products, Petroleum & Building Material Samples in Biological, Chemical, Electrical & Mechanical Disciplines.  
Consulting Services - EIA, SIA, EC Compliances, Consultancy for NOC of Ground Water, Hydrogeological Studies, Environmental Audit & other studies, Ground Water & Soil Investigation.

Contact : +91 - 9810243870

**EKO PRO ENGINEERS PVT. LTD.**  
Environmental Consultants and Analytical Laboratory  
(An ISO 9001:2015 Certified Company)

Office & Laboratory : 32/41, South Side of G. T. Road, UPSIDC Industrial Area, Ghaziabad - 201 009 (Delhi-NCR) INDIA.  
Contact No.: 9810405427, 9810240678, 8826344467 E-mail : email@ekopro.in, ekoproengineers@gmail.com, website : www.ekopro.in

---

**TEST REPORT**  
**Noise Monitoring**

Test Report No. : EKO/203/190321  
Issued To : U.P. GRINDING UNIT (A UNIT OF SHREE CEMENT LTD.)  
SIKANDRABAD  
DISTT - BULANDSHAHAH  
(U.P.)

Issue Date : 25/03/2021

---

Sample Description : Ambient Noise  
Sample Drawn on : 18/03/2021 To 19/03/2021  
Sample Drawn by : EPEPL (Mr. Alok Kumar)  
Sample Received on : 19/03/2021  
Sampling Plan & Procedure : SOP-N/01  
Environmental Condition : Normal  
Analysis Duration : 19/03/2021 To 20/03/2021  
Remark (if any) : NA

---

**RESULTS**

S.No.	PARAMETER	TEST METHOD	Sampling Location :			UNIT	Limits as per "The Noise Pollution (Regulation & Control) Rules, 2000"
			Plant Boundary Near Main Gate	Plant Boundary Near CCR Building	Plant Boundary Towards Rajarampur a village		
1	Leq ( Day time )	EKO/SOP-N/94/01	63.2	60.5	58.2	dB (A)	75.0
2	Leq ( Night time )	EKO/SOP-N/94/01	51.2	48.3	46.9	dB (A)	70.0

**\*\* End of Report \*\***

**Notes :**

- The results given above are related to the observed values at the time of monitoring. The customer asked for the above tests only.
- This test report will not be generated again, either wholly or in part, without prior written permission of the Laboratory.
- The test report will not be used for any publicity/legal purpose.
- Responsibility of the Laboratory is limited to the invoiced amount only.

For EKO PRO ENGINEERS PVT. LTD.  
PURNIMA CHAUHAN  
TECHNICAL MANAGER  
(Authorised Signatory)

Analytical Services - Analysis of Environment, Food, AYUSH, Cosmetics, Toy & Material, Leather Products, Petroleum & Building Material Samples in Biological, Chemical, Electrical & Mechanical Disciplines.  
Consulting Services - EIA, SIA, EC Compliances, Consultancy for NOC of Ground Water, Hydrogeological Studies, Environmental Audit & other studies, Ground Water & Soil Investigation.

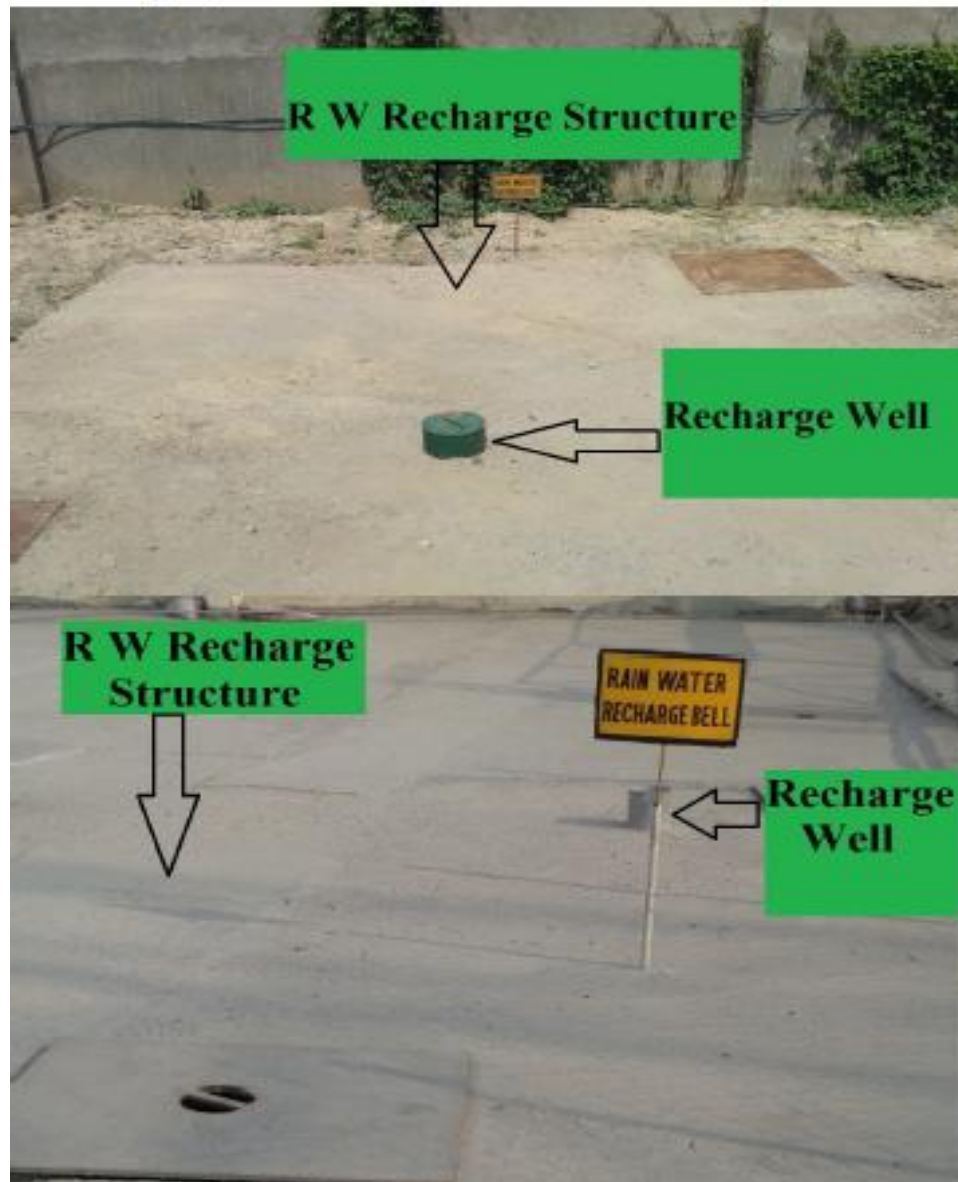
Photographs of Rain Water Recharge Well



Photographs of Rain Water Recharge Well



Photographs of Rain Water Recharge Well



Green Belt Photograph's



## Green Belt Photograph's



## Green Belt Photograph's



## Green Belt Photograph's



## Green Belt Photograph's

